

# 522 Time-Lag Miniature Fuse



## Main Characteristics

Cartridge Miniature fuse; Time-Lag (T)

## Standard

IEC 60127-2/II

## Materials

- Tube: Glass Tube
- End Caps: Nickel-plated brass
- Axial Leads: Nickel-plated caps
- Tin-plated copper wires

## Operating Temperature

-55°C to +125°C

## Storage Conditions

+10°C to +60°C  
Relative humidity: ≤75% yearly average without dew, maximum 30 days at 95%

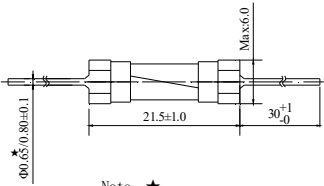
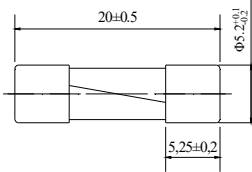
## Vibration Resistance

24 cycles at 15 min. each (60068-6)  
10-60Hz at 0.75mm amplitude  
60-2000Hz at 10g acceleration

## Soldering Parameters

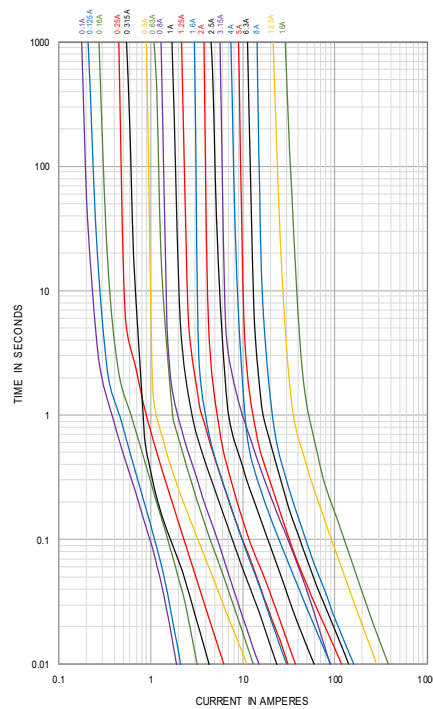
- 260°C. ≤5 sec (Wave Soldering)
- 350°C. ≤3 sec (Hand Soldering)
- Soldering Peak: 260°C. 10 sec. (IEC 60068-20)

## Dimensions (unit in mm)



Note: ★  
100mA~7.0A ∅0.65mm  
8.0A~12.5A ∅0.80mm  
15.0A~16.0A ∅1.00mm

Average Time Current(I-T Curve)



## Time vs Current Characteristics: IEC 60127-2/II

Rated Current	150%	210%	275%	400%	1000%
100mA	>1h	<2min	200ms~10s	40ms~3s	10ms~300ms
125mA~10A	>1h	<2min	600ms~10s	150ms~3s	20ms~300ms
12A~16A	>30min	<5min	600ms~15s	150ms~5s	20ms~400ms



## Electrical Characteristics

Amp Code	Rated Current	Max. Voltage	Max. Voltage Drop(mV)	Max. Power Dissipation (W)	Nominal Melting I <sup>2</sup> t(A <sup>2</sup> sec)	Breaking Capacity	Approvals						
							VDE	CQC	cURus	PSE	CCC	KC	TUV
0100	100mA	250V AC	2500	1.6	0.036	35A or 10In@250V AC 50-60Hz Cosφ=0.7~0.8	○	○	●	○	○	○	○
0125	125mA		2000	1.6	0.052		○	○	●	○	○	○	○
0160	160mA		1900	1.6	0.087		○	○	●	○	○	○	○
0200	200mA		1500	1.6	0.123		○	○	●	○	○	○	○
0250	250mA		1300	1.6	0.384		○	○	●	○	●	○	●
0315	315mA		1100	1.6	0.462		○	○	●	○	●	○	●
0400	400mA		1000	1.6	0.723		○	○	●	○	○	○	●
0500	500mA		900	1.6	1.21		●	○	●	○	●	○	○
0630	630mA		300	1.6	1.69		○	○	●	○	○	○	○
0800	800mA		250	1.6	2.25		○	○	●	○	○	○	○
1100	1.00A		150	1.6	5.52		●	○	●	○	●	○	○
1125	1.25A		150	1.6	9.61		○	○	●	○	○	○	●
1150	1.50A		150	1.6	6.25		○	○	●	○	○	○	○
1160	1.60A		150	1.6	9		●	○	●	○	●	○	○
1200	2.00A		150	1.6	13.69		●	○	●	○	●	○	○
1250	2.50A		120	1.6	36		●	○	●	○	●	○	○
1300	3.00A		120	1.6	37.6		○	○	●	○	○	○	○
1315	3.15A		100	1.6	75		●	○	●	○	●	○	○
1350	3.50A		100	1.6	57.9		○	○	○	○	○	○	○
1400	4.00A		100	1.6	81		●	○	●	○	●	○	○
1500	5.00A		100	1.6	139		●	○	●	○	●	○	○
1630	6.30A		100	1.6	196		○	○	○	○	○	○	○
1700	7.00A		100	1.6	212		○	○	●	○	○	○	○
1800	8.00A		100	4	256		●	●	●	○	○	○	○
2100	10.00A		100	4	576		○	●	●	○	○	○	○
2120	12.00A		100	4	676		○	○	○	○	○	○	●
2125	12.50A		100	4	795		●	●	●	○	○	○	○
2150	15.00A		100	4	841		○	○	○	○	○	○	●
2160	16.00A	100	4	1444	○	●	○	○	○	○	●		

Note: Permissible continuous operating current is 100% at ambient temperature of 23°C (73.4°F)

## Ordering Information

Series	Amp Code	Supplementary Code	Qty
522			

